

Featured Project

GREAT FLOORING STORIES₀₂

Hakwood

TOGETHER WE CONTINUE
TO CREATE NEW
GREAT FLOORING STORIES
EVERY DAY.

GREAT FLOORING STORIES = COLLABORATION

There is real power in collaboration. Working together is the essential process which ultimately leads to the greatest reward. We believe the beauty of collaboration is not just in the sharing of ideas, but also in the process of creating and enjoying the end result together.

That's why we want to share some of our favorite success stories with you – because through you, Great Flooring Stories come to life.

LEADING THE WAY

Hakwood is a global leader in the design and manufacture of luxury wood flooring. Working closely with architects & designers, we provide engineered Duoplank flooring for many of the most prestigious commercial, hospitality, retail and residential spaces worldwide. Our number one objective is to produce the most technically advanced and creative wood flooring for design teams around the globe.

Founded in the Netherlands in 1979, we take great pride in our history in wood craftsmanship and unique start-to-finish approach which has allowed us to perfect both the quality and design of our engineered flooring. The result is stable, beautiful, versatile, and environmentally responsible hardwood flooring.

DUTCH DESIGN

Making common items into uncommon products is at the forefront of Dutch Design. Our design and development Lab at Hakwood embodies this ideal. Innovative, experimental, honest, and always striving for a new perspective- these are the fundamentals of how we approach our work.

Top quality Duoplank is only the starting point for our Lab. From here we create truly unique products that turn the flooring industry 90 degrees left or right from the standard center.

ENDLESS POSSIBILITIES

In collaboration with design professionals, our skilled specialists create Bespoke flooring solutions every day.

With access to endless variations of hues, textures and finishes, along with the best quality materials, we make it our business to create the perfect flooring to fit each client's creative vision.

With our flooring and your inspiration, the possibilities are endless.

HIGHEST STANDARDS GUARANTEED

Carefully selected & designed, our collections are engineered to perform. We source and hand pick all materials and control the process from start to finish to ensure every plank that leaves our factory is remarkably made.

Independent laboratory testing, certificate compliance and rigid adherence to our quality standards is fundamental to our process. In this way we ensure all Hakwood flooring meets or exceeds our, and your, discerning standards.



20, 34, 264, 276

146

92

62, 98, 158, 238, 284

52, 84, 162, 220, 224, 256, 260, 268

74, 130

120, 196

202, 206

164

214

16

80

32

26

38, 56

46, 244

278

96, 102, 228

252

248

138

192

174

168

88, 124, 134

210



GREAT FLOORING STORIES WORLDWIDE

106, 154, 188, 218

68

116, 272

112, 182, 232

12

HECKER GUTHRIE



KOOKAI MELBOURNE, AUSTRALIA

More and more customers do their shopping at home, using computers or iPads. In order to lure them back to bricks and mortar shops, retailers need to offer them a unique shopping experience. For the Kookai flagship store in South Yarra, Hecker Guthrie responded to the home shopping trend in a savvy way: They re-created an intimate apartment interior, including different ‘rooms’ and lounge areas.

Light and feminine

The approach is typical for the firm, say Hecker Guthrie: *“When setting out to design a space, we don’t ask what the client wants it to look like, but how they want it to make them feel.”* In this case Kookai wanted their target audience of modern women to feel at home, so the designer chose a light and feminine palette. Lounge spaces and different zones offer a very personal experience; plinths growing out of the stone floor provide a touch of drama.

Pared back look

Hecker Guthrie: *“We began our material selection with the stone for the central sales table. To provide some warmth against the stone and the surrounding surfaces, we selected the Hakwood timber which completes the pared back look of the interior.”*

Redefining the retail experience

One thing the online shopping experience can’t offer is texture. Hecker Guthrie cleverly utilized that fact in their choice of materials: textured paint finishes, brushed brass and timber grain feature prominently in the Kookai store. *“This way, the shopping experience has been transformed into a personalised and inviting encounter.”*

KOOKAI

12



Project: **Kookai flagship store**, Melbourne, Australia
Design firm: **Hecker Guthrie**
Photos by: **Shannon Mcgrath Pty Ltd**



RETAIL

Noble, Authentic Collection
Grade: Rustic, Finish: Oil
20mm × 240mm (3/4" × 9 1/2")





Noble, Authentic Collection
 Grade: Rustic, Finish: Oil
 20mm × 240mm (3/4" × 9 1/2")



CARLTON RIVIERA

16



Project: **Residence Carlton Riviera**, Cannes, France
Designed by: **Alexandre Mauclet**
Design firm: **SARL d'architecture Alexandre Mauclet**



RESIDENTIAL

Reflect, Colour Collection
Grade: Premier 1-bis, Finish: Oil
20mm × 180mm (¾" × 7")







Reflect, Colour Collection
Grade: Premier 1-bis, Finish: Oil
20mm × 180mm (3/4" × 7")

PRIVATE RESIDENCE

20



Project: **Private Residence**, Oslo, Norway
Designed by: **Tommie Wilhelmsen**
Design firm: **Wilhelmsen Arkitektur**




RESIDENTIAL

Bespoke, European Oak
Grade: Prime, Finish: Site finish
20mm × 180mm (¾" × 7")



Bespoke, European Oak
Grade: Prime, Finish: Site finish
20mm × 180mm (¾" × 7")





PALOMA YAMAGATA

BRUNO RANGEL



CASA COR RIO DE JANEIRO, BRAZIL

For the leading Casa Cor interior and architecture show in Rio de Janeiro, Paloma Yamagata's team designed a house-in-a-box: a large open space the size of a 2-bedroom apartment, complete with everything a house offers – including a garage and garden. Yamagata's concept: the ingenious use of the contrast between exposed, industrial installations, and lush materials and furniture.

Box-in-a-box

"The only enclosed space was a luxurious suite inside a basic container", says Yamagata, who worked on the design with her partner Bruno Rangel. "It was like a box-in-a-box, reinforcing the industrial/luxury contrast. The container doubled as the separation between the entrance hall and the garage. Every area was divided from the others by a different architectural solution."

Creating contrast

Yamagata chose a sober colour palette, in order to emphasise the contrasting materials and textures. Yamagata: *"We used different grey-tones and concrete on parts of the floor, walls and ceiling, with the central container being military green: very utilitarian. Some accessories provided splashes of colour throughout, as another way to create contrast."*

Concrete and wood

To Yamagata, one of the showstoppers was the space's floor. *"The wood flooring connected the social and private areas of the house. The combination of a noble wood species like oak and basic concrete and was fundamental to the concept. It got us really excited about the quality of the Hakwood product; the first thing we did after the show was to specify it for a new project in Sao Paolo."*

CASA COR

26



Project: **Casa Cor**, Rio de Janeiro, Brazil
Designed by: **Paloma Yamagata** and **Bruno Rangel**
Design firm: **Yamagata Architecture and Design**



RESIDENTIAL

Pure, Authentic Collection
Grade: Rustic, Finish: Oil
15mm × 180mm (5/8" × 7")







Pure, Authentic Collection
Grade: Rustic, Finish: Oil
15mm × 180mm (5/8" × 7")

Pure, Authentic Collection
Grade: Rustic, Finish: Oil
15mm × 180mm (5/8" × 7")





HELENE HENNIE



ELISENBERGVN. OFFICES OSLO, NORWAY

Architect Helene Hennie converted a stately 19th century Oslo mansion into a series of upscale offices. A flexible layout, separate entrances and a homey feel make it an instant economic and creative hotspot. Hennie's only regret: not having moved in with her own firm.

Bags of character

"The whole building was in a terrible state", says Hennie. "Some of the features were too far gone to salvage, others – like the fireplaces – just didn't fit in. I saw a lot of potential though. It has flexible spaces, more than three meters under the ceiling and bags of character. I wanted to re-create that character, but using contemporary materials."

Modern interpretations

Hennie carefully selected modern interpretations of traditional materials, from the new fireplaces with their clean lines, to the Hakwood Colour Collection flooring. Hennie: *"I like how the materials look authentic but not old-fashioned. They fit in with the classic architecture, yet they take the building into the 21st century."*

Apartment-like offices

Hennie designed the building's interior with its future users in mind: *"It's an environment I would want to work in myself. The spaces feel more like apartments than offices, making them ideal galleries or showrooms for creative and design companies. If we hadn't just redone our own offices, I'd move in in a heartbeat."*

ELISENBERGVN. OFFICES



34



Project: **Elisenbergvn. offices**, Oslo, Norway
Designed by: **Helene Hennie**
Design firm: **Christian's & Hennie AS**



COMMERCIAL

Bespoke HV0465 (Drift with aged bevel)
Grade: Rustic, Finish: Oil
20mm × 240mm (3/4" × 9 1/2")







Bespoke HV0465 (Drift with aged bevel)
Grade: Rustic, Finish: Oil
20mm × 240mm (3/4" × 9 1/2")

LEXINGTON AVENUE

38

Project: **Lexington Avenue**, New York, USA
Design Firm: **Workshop/APD**
Developer: **HFZ Capital**
Photos by: © **Donna Dotan Photography**



RESIDENTIAL

Locke, Colour Collection
Grade: Premier 1-bis, Finish: Oil
15mm × 180mm (5/8" × 7")



Locke, Colour Collection
Grade: Premier 1-bis, Finish: Oil
15mm × 180mm (5/8" × 7")





ROMO GROUP

42

Project: **ROMO Showroom**, Washington D.C., USA




RETAIL

Sublime, Colour Collection
Grade: Rustic, Finish: Oil
15mm × 180mm (5/8" × 7")





Sublime, Colour Collection
Grade: Rustic, Finish: Oil
15mm × 180mm (5/8" × 7")



CASA FIO

46




Project: **Casa Fio**, Brazil
Designed by: **Marcio Kogan + Lair Reis** (architecture)
Designed by: **Diana Radomysler** (interior design)
Design firm: **Studio MK27**
Photos by: **Fernando Guerra**



RESIDENTIAL

Pure, Authentic Collection

Grade: Rustic, Finish: Oil
15mm × 180mm (5/8" × 7")



Pure, Authentic Collection
Grade: Rustic, Finish: Oil
15mm × 180mm (5/8" × 7")





PERNILLE STAFFORD



BOODLE HATFIELD LONDON, UK

Resonate Interior Architecture's Pernille Stafford designed the London offices of Boodle Hatfield, one of the oldest and most respected UK law firms. The design lets the firm's rich heritage shine through, while at the same time looking fresh and contemporary.

Opening up to the visitor

"The firm is housed in a long and narrow building", says Stafford. "The reception area is located at the furthest end, so we installed a lightbox ceiling to create a light and spacious entrance. Then we designed the floor and ceiling to form a corridor, naturally leading visitors to the business lounge. This is separated from the surrounding meeting rooms by sliding partitions, which reveal the most magnificent views over the City. That way the spaces literally open up to the visitor."

Rich heritage

Stafford does the firm's rich heritage justice by incorporating traditional design features, such as embossed leather for the reception desk. *"These features are always combined with more modern elements", says Stafford. "The same is true for the flooring we chose; it's a traditional herringbone pattern, but instead of a classic blonde or dark tone we chose a modern grey. This gives the overall design a very contemporary feel."*

Making clients feel looked after

Stafford's team worked closely with Boodle Hatfield's during the twelve-week design process. Stafford: *"I presented the complete design to the entire staff three times. This encompassed everything from the artwork on the walls to the teacups and cutlery. It's important to me that the design as a whole reflects the people who use it professionally. That means the building – like the people working there – makes visiting clients feel looked after."*

BOODLE HATFIELD

52



Project: **Law firm Boodle Hatfield**, London, UK
Designed by: **Pernille Stafford**
Design firm: **Resonate Interiors**
Contractor: **ISG**



COMMERCIAL

Bespoke HV902, European Oak
Grade: Rustic, Finish: Oil
15mm × 142mm × 710mm (5/8" × 5 9/16" × 27 15/16")



Bespoke HV902, European Oak
Grade: Rustic, Finish: Oil
15mm × 142mm × 710mm (5/8" × 5 9/16" × 27 15/16")





CASPER LOFT

56

Project: **Casper Loft**, New York, USA
Design firm: **Messana O'rorke Architects**
Photos by: **Elizabeth Felicella Photography**



RESIDENTIAL

Pure, Authentic Collection

Grade: Rustic, Finish: Oil
15mm × 180mm (5/8" × 7")





Pure, Authentic Collection
Grade: Rustic, Finish: Oil
15mm × 180mm (5/8" × 7")



SYLVIA VAN DER NET



MUSEUM RIJSWIJK

RIJSWIJK, NETHERLANDS

Interior designer Sylvia van der Net designed the interior of the eighteenth century Rijswijk Museum's brand new wing. Her understated design allows the artwork to shine.

Old & new

Designet's owner and creative director Sylvia van der Net's main purpose was to make the new addition 'work' with the stately 1790 mansion that is the Rijswijk Museum. *"Although the exterior of the new wing offers a sharp contrast with the original building, the interior had to breathe a similar atmosphere"*, says Van der Net. "The mansion has oak wood flooring, so wood was a natural choice to achieve this continuity."

Engineered for stability

The heavily acclimatised interior of the galleries places high demands on the wood flooring. *"The humidity in the rooms is very low"*, says Van der Net. *"So I had to make sure that the flooring was absolutely stable. The museum had a bad experience with shrinking oak flooring in an earlier annex, so I made my choice for this beautiful, engineered flooring."*

Serving the art

Designing the interior to any museum is a peculiar job. Van der Net says: *"You don't have a lot of furniture to work with in a museum and everything you do design is meant to serve the art. Every interior feature has to lead the eye to what's on the walls. It's counterintuitive for most interior designers, but making the artwork shine is a reward in itself."*

MUSEUM RIJSWIJK

62



Project: **Museum Rijswijk**, Rijswijk, Netherlands
Designed by: **Sylvia van der Net**
Design firm: **DesigNet**



COMMERCIAL

Noble, Authentic Collection
Grade: Premier 1-bis, Finish: Oil
15mm × 180mm (5/8" × 7")





Noble, Authentic Collection
Grade: Premier 1-bis, Finish: Oil
15mm × 180mm (5/8" × 7")



MOEMA WERTHEIMER



ROCHE HEADQUARTERS ISTANBUL, TURKEY

Pharmaceutical giant, Roche, was so enamored with the work done by Brazilian Moema Wertheimer for the company's Sao Paolo headquarters, they engaged her for their Istanbul headquarters. Employing the same care and consideration, she designed the new building with a unique blend of local and international features.

Blending global and regional

“Roche is a global company, but their regional headquarters are very much rooted in the region”, says Wertheimer. “When I first started working for them ten years ago, I wanted these two elements to be represented in any design. This worked very well in Sao Paolo, so we choose the same approach in Istanbul.”

Capadocia rugs and Iznik tiles

Wertheimer interviewed employees, organised workshops and worked closely with Roche's CEO to make sure the entire company felt involved. *“I asked employees what, to them, represents Turkish culture and design. That's how white marble floors, Capadocia rugs and Iznik tiles found their way into the design.”*

Uncompromising

When it comes to the materials that aren't sourced locally, Roche was uncompromising. Wertheimer: *“They don't do generic. If the budget doesn't stretch to ten of the desired chairs, they settle for five, not for cheaper chairs. The same was true for the Hakwood samples I brought from Brazil. The combination of quality, colour and pattern just couldn't be matched, so they went for it.”*

ROCHE HEADQUARTERS



68



Project: **Roche Headquarters**, Istanbul, Turkey
Designed by: **Moema Wertheimer**
Design firm: **MW Architettura**




COMMERCIAL

Noble, Authentic Collection
Grade: Rustic, Finish: Oil
15mm × 180mm (5/8" × 7")



Noble, Authentic Collection
Grade: Rustic, Finish: Oil
15mm × 180mm (5/8" × 7")









Noble, Authentic Collection
Grade: Rustic, Finish: Oil
15mm × 180mm (5/8" × 7")

DESCAMPS

74

Project: **Descamps Kortrijk** (Biennale Interieur), Belgium
Designed by: **Descamps**



HOSPITALITY

Chiaro, Sierra Collection
Grade: Premier 1-bis, Finish: Oil
15mm × 180mm (5/8" × 7")





Chiaro, Sierra Collection
Grade: Premier 1-bis, Finish: Oil
15mm × 180mm (5/8" × 7")



MIGUEL SARAIVA



ROYAL ÓBIDOS PORTUGAL

The Portuguese-based firm Saraiva + Associados (S+A) approached the design of the award winning Royal Óbidos Spa & Golf Resort with respect for the indigenous environment, applying low-density development as their core design concept. The surrounding beauty of the landscape played an integral role in the seaside resort.

Integrating Environments

Encompassing 136 hectares of land, the resort architecture is carefully designed to integrate into the natural contour of the outlying hills whilst maintaining its own identity. The designers chose to let the topography, which varies from 50 to 150 metres, determine the multiple levels in which the structures sit. The use of modern, restrained construction, rooted so well within the natural space, softens the edges between the two.

Natural Elements

The Resort's interior was designed to incorporate the serenity of the surrounding environment. Sizeable windows, views from every room, a gardened hallway, and natural wood and stone materials provide a well-balanced flow between the in and outdoors.

Local Inspiration

The interior selections, made by Yoo Studio, are inspired by local culture, especially the medieval village of Óbidos, dating as far back as 1281, with its traditional churches, cobblestones, and beautiful tiles. The design resonates with a tranquil and contemporary interpretation of Portugal's western coastal region.

ROYAL ÓBIDOS

80



Project: **Royal Óbidos**, Óbidos, Portugal
Designed by: **Miguel Saraiva**
Design firm: **Saraiva + Associados**
Photos by: **Fernando Guerra, FG+SG Architectural Photography**



HOSPITALITY

Destin, Colour Collection
Grade: Mix, Finish: Oil
18.5mm × 180mm (12/32" × 7")



Destin, Colour Collection
Grade: Mix, Finish: Oil
18.5mm × 180mm (12/32" × 7")





JAEGER

84



Project: **Jaeger**, London, UK
Designed by: **Uxus**
Photos by: **Mark Davison Photography**



RETAIL

Serenity, Colour Collection
Grade: Premier 1-bis, Finish: Oil
20mm × 180mm (3/4" × 7")





Serenity, Colour Collection
Grade: Premier 1-bis, Finish: Oil
20mm × 180mm (3/4" × 7")

MUSE RESIDENCE II

88



Project: **Muse Residence II**, Vancouver BC, Canada
Designed by: **Don Gurney & Howard Kim**
Design firm: **Openspace Architecture Inc.**
Structural engineer: **Equilibrium Consulting Inc.** (Robert Malczyk)
General contractor: **Bradner Homes Ltd.**
Timber fabricator : **Beere Timber Company**



RESIDENTIAL

Bespoke HV478, European Oak
Grade: Prime, Finish: Oil
20mm × 180mm (¾" × 7")





Bespoke HV478, European Oak
Grade: Prime, Finish: Oil
20mm × 180mm (3/4" × 7")



PRIVATE RESIDENCE

92

Project: **Private Residence**, Denmark
Photos by: **Michael Damsgaard**



RESIDENTIAL

Bespoke HV237, European Oak

Grade: Rustic, Finish: Oil

20mm × 142 | 180 | 240mm (3/4" × 5 9/16" | 7" | 9 1/2")







Bespoke HV237, European Oak

Grade: Rustic, Finish: Oil

20mm × 142 | 180 | 240mm (3/4" × 5 9/16" | 7" | 9 1/2")

DOC B'S



96



Project: **Doc B's**, Chicago, USA
Designed by: **Dwayne MacEwen, Siamak Mostoufi, Aaron Beyers**
Design firm: **DMAC Architecture P.C.**



European Ash, White wash
Grade: Prime white, Finish: Lacquer
15mm × 180mm (5/8" × 7")

HOSPITALITY



SENFINA

98

Project: **Senfina**, Bergen op Zoom, Netherlands





RETAIL

Original, Authentic Collection
Grade: Markant, Finish: Oil
15mm × 180mm (5/8" × 7")







Original, Authentic Collection
Grade: Markant, Finish: Oil
15mm × 180mm (5/8" × 7")

SAKS FIFTH AVENUE



102

Project: **Saks Fifth Avenue**, Chicago, USA



RETAIL

Destin, Colour Collection & Solum, Era Collection

Grade: Rustic, Finish: Oil

15mm × 180mm × 1080mm (5/8" × 7" × 42 1/2")





Destin, Colour Collection & Solum, Era Collection

Grade: Rustic, Finish: Oil
15mm × 180mm × 1080mm (5/8" × 7" × 42 1/2")



HAKWOOD STUDIO

106



Project: **The Hakwood Studio**, Kitzbühel, Austria
Designed by: **Jurjen van Hulzen**
Design firm: **Standard Studio**



RETAIL

Sagonne, Old World Collection & Pure, Authentic Collection
Grade: Mixed grade / Prime, Finish: Oil
20mm × 240mm ($\frac{3}{4}$ " × 9 $\frac{1}{2}$ ") & 15mm × 85mm × 510mm ($\frac{5}{8}$ " × 3 $\frac{3}{8}$ " × 20 $\frac{1}{16}$ ")



Sagonne, Old World Collection & Pure, Authentic Collection
Grade: Mixed grade / Prime, Finish: Oil
20mm × 240mm (3/4" × 9 1/2") &
15mm × 85mm × 510mm (5/8" × 3 3/8" × 20 1/16")



Bespoke HV897, European Oak
Grade: Classical, Finish: Oil
20mm × 142 | 180 | 240mm (3/4" × 5 9/16" | 7" | 9 1/2")



ETIENNE HANEKOM

MAJEKA GUESTHOUSE

STELLENBOSCH, SOUTH AFRICA

Etienne Hanekom was given an open brief to design a concept for a 5-star boutique hotel in Stellenbosch. The only catch: the work had to take place over the course of years, during the two-month winter closure of the hotel. Hanekom managed to turn this fact into an advantage: instead of working with a fully laid-out plan he allowed his design to grow organically.

Evolving design

“The Majeka Guesthouse has 22 bedrooms and a number of public spaces”, says Hanekom. “The knee-jerk reaction would be to partially close it down and re-do the whole place as fast as possible. We decided from the start to only use the two-month winter closure for the redesign. Starting with the public spaces three years ago, I have given every space in the building a slightly different style, allowing the design to evolve.”

Natural edge

Hanekom: *“Using basic materials – raw wood, paint, wallpaper – I wanted to do something a bit more bold. So I used wallpaper on the ceiling and flooring on one wall, flipping the room 90 degrees. My signature: The patterns and materials are classy and glamorous, but there’s always an animalistic, natural edge to them.”*

Choosing materials wisely

Hanekom found this working method is both exciting and challenging. *“Re-creating a 5-star room in a short time frame means choosing your materials wisely. Pre-finished and easy to install flooring is a must. Seeing my approach work year after year, with the complete trust of my client, really is a thrill.”*

MAJEKA GUESTHOUSE

112

Project: **Majeka Guesthouse**, Stellenbosch, South Africa
Designed by: **Etienne Hanekom**



Sublime, Colour Collection & European Oak, Lime-Grey
Grade: Markant, Finish: Bespoke
15mm × 180mm (5/8" × 7")

HOSPITALITY







Sublime, Colour Collection & European Oak, Lime-Grey
Grade: Markant, Finish: Bespoke
15mm × 180mm (5/8" × 7")

DCA DESIGN

116

Project: **DCA Design**, Singapore
Photos by: **C I&A Photography**



Bespoke, European Oak
Grade: Nature, Finish: Site finish
20mm × 180mm (3/4" × 7")

COMMERCIAL





Bespoke, European Oak (Walls: Deep Brushed)
Grade: Nature, Finish: Site finish
20mm × 180mm (3/4" × 7")



FONDATION LOUIS VUITTON



120

Project: **Fondation Louis Vuitton**, Paris, France
Designed by: **Frank Gehry**
Photos by: **Fondation Louis Vuitton, Marc Domage**

Original, Authentic Collection
Grade: Prime, Finish: Oil
20mm × 180mm (¾" × 7")

COMMERCIAL







Original, Authentic Collection
Grade: Prime, Finish: Oil
20mm × 180mm (3/4" × 7")

PRIVATE RESIDENCE



124

Project: **Private Residence**, Vancouver BC, Canada
Designed By: **Nancy Boulton**
Design firm: **Nancy Boulton Design**

Savoy, Sierra Collection
Grade: Rustic, Finish: Oil
20mm × 180mm (3/4" × 7")

RESIDENTIAL





Savoy, Sierra Collection
Grade: Rustic, Finish: Oil
20mm × 180mm (3/4" × 7")



TERRY MOORE

128

OIL & VINEGAR

ANTWERP, BELGIUM

Designer Terry Moore designed the rustic Mediterranean interior of a number of European Oil & Vinegar shops. His design is not only pleasing to the eye, it caters to all senses.

Honest materials

Designer Terry Moore of Terry Moore Design set out to create an environment sympathetic to Oil & Vinegar's product. *"I used materials like natural wood flooring and stonework on the walls. 'Honest' is a word I use a lot to define our design philosophy. I prefer suppliers that still actually craft things, rather than just turn out volume."*

Technically sophisticated

To offset the natural materials Moore likes to use clean lines and technically smart solutions in his design: *"I designed wall fixtures for example with a no-frills design that are sophisticated tools at the same time: they provide an opportunity for people to taste the product in key areas in the store."*

Texture, smell, taste

"In a shop like this, that revolves around food, texture, smell and taste are just as important as the overall look", says Moore. "Apart from the tasting areas the oils and vinegars on tap add scent to the store as well. I really designed the store with all sensory dimensions in mind."

OIL & VINEGAR



130

Project: **Oil & Vinegar**, Antwerp, Belgium
Designed by: **Terry Moore**
Design firm: **Terry Moore Design**



Savoy, Sierra Collection
Grade: Classical, Finish: Oil
15mm × 180mm (5/8" × 7")

RETAIL





Savoy, Sierra Collection
 Grade: Classical, Finish: Oil
 15mm × 180mm (5/8" × 7")

CORPORATE HEAD OFFICE



134

Project: **Corporate Head Office**, Vancouver BC, Canada




COMMERCIAL

Bespoke, European Oak
Grade: Premier 1-bis, Finish: Site finish
20mm × 180mm (¾" × 7")





Bespoke, European Oak
Grade: Premier 1-bis, Finish: Site finish
20mm × 180mm (3/4" × 7")



FOUR SEASONS HOTEL

138



Project: **Four Seasons Hotel**, Mexico, D.F.



HOSPITALITY

Ideal, Colour Collection
Grade: Rustic, Finish: Oil
15mm × 142 | 180 | 240mm (5/8" × 5 9/16" | 7" | 9 1/2")







Ideal, Colour Collection

Grade: Rustic, Finish: Oil

15mm × 142 | 180 | 240mm (5/8" × 5 9/16" | 7" | 9 1/2")





Ideal, Colour Collection
Grade: Rustic, Finish: Oil
15mm × 142 | 180 | 240mm (5/8" × 5 9/16" | 7" | 9 1/2")

WILL MESHER



EVERYMAN THEATRE LIVERPOOL, UK

The old Everyman Theatre in Liverpool was a well-loved, high-visibility public building in a historic part of the city. When the time came to replace the building with an all-new theatre, Haworth Tompkins architects won the job. The brief: retain the friendly accessibility and community engagement of the original. A daunting task, but well worth the effort, says Haworth Tompkins' Will Mesher.

All about the performance

"Architects typically want to make a statement with their designs", says Mesher. "Especially when a big public building is concerned. A theatre isn't about the permanent architecture though; it's about the performance. That means you're working with a slightly different set of rules. There are strict technical requirements to the performance area. The rest of the building has to prepare the visitor for the performance, by making them feel comfortable, relaxed."

Tactile experience

To Mesher, this meant the front-of-house design elements should have a natural feel to them. *"There's no highly polished marble, nothing is too slick. We wanted a tactile experience, so we used timber, reclaimed bricks from the demolished building and exposed boardmarked concrete. We selected the flooring late in the construction process, so we could match its colour and texture to the existing design."*

A great night out

The result is a theatre that – true to its name – makes every visitor instantly feel at home. *"Seeing people using the spaces as intended on the opening night was a big reward", says Mesher. "The old Everyman was about one thing only: people having a great night out. It makes me proud that the new theatre captures that spirit."*

EVERYMAN THEATRE

146



Project: **Everyman Theatre**, Liverpool, UK
Designed by: **Will Mesher**
Design firm: **Haworth Tompkins Ltd.**



COMMERCIAL

Savoy, Sierra Collection
Grade: Rustic, Finish: Oil
20mm × 180mm (3/4" × 7")







Savoy, Sierra Collection
 Grade: Rustic, Finish: Oil
 20mm × 180mm (¾" × 7")







Savoy, Sierra Collection
Grade: Rustic, Finish: Oil
20mm × 180mm (3/4" × 7")

GERALD KESSLER



ALPENROSE CHALET

RAMSAU, AUSTRIA

Drawing inspiration from the powerful nature and rural traditions of the Austrian Alps, Gerald Kessler designed the complete renovation of the Alpenrose Chalet vacation home. By raising the roof and applying innovative thermal solutions, he created a spacious and modern take on the alpine design.

Alpine traditions

Ramsau is stretched out between the sycamore trees of a wonderfully silent alpine valley, right next to some of the best skiing locations in Europe. *“We raised the roof one meter and created two dormers: one provides a view of the adjacent Dachstein glacier, the other looks out over the Schladming Planai”,* says Kessler. *“Their stunning natural beauty and the authentic rural traditions of the valley left their mark on the design.”*

Natural materials

Kessler: *“In these surroundings, the materials had to have an honest, crafted feel to them. Much was sourced locally. The furniture is white fir, the duvets are made of organic wool. The rough surface structure of the Hakwood flooring is a perfect match for these natural materials. It lends the whole design a certain timelessness and depth.”*

Maximizing the livable area

Natural materials aren’t the only thing ‘green’ about the design. Kessler: *“The home uses its new concrete façade for thermal activation. We used numerous other sustainable solutions; the chalet sets new standards in terms of energy saving. To me, that’s the ultimate tribute to the valley’s natural beauty.”*

ALPENROSE CHALET

154



Project: **Alpenrose Chalet**, Ramsau, Austria

Designed by: **Gerald Kessler**

Photos by: **Ditz Fejer**

Photo rights: **fibreC by Rieder**



Chiaro, Sierra Collection
Grade: Classical, Finish: Oil
20mm × 240mm (3/4" × 9 1/2")

HOSPITALITY







Chiaro, Sierra Collection
Grade: Classical, Finish: Oil
20mm × 240mm (3/4" × 9 1/2")

OMODA

158

Project: **Omoda**, Goes, Netherlands



True, Authentic Collection
Grade: Rustic, Finish: Oil
15mm × 180mm (5/8" × 7")







True, Authentic Collection
Grade: Rustic, Finish: Oil
15mm × 180mm (5/8" × 7")

WAR THE ROBE

162

Project: **War the Robe**, London, UK





RETAIL

True, Authentic Collection
Grade: Rustic, Finish: Oil
20mm × 142 | 180mm (3/4" × 5 9/16" | 7")



BOADILLA DEL MONTE

164



Project: **Boadilla del Monte**, Madrid, Spain
Designed by: **Chesu Puente**



RESIDENTIAL

Honest, Authentic Collection
Grade: Rustic, Finish: Oil
15mm × 180mm (5/8" × 7")





Honest, Authentic Collection

Grade: Rustic, Finish: Oil
15mm × 180mm (5/8" × 7")



ANCIENT CEDERS RESIDENCE

168



Project: **Ancient Ceders Residence**, Whistler BC, Canada
Designed by: **Don Gurney**
Design firm: **Openspace Architecture Inc.**
Structural engineer: **Jansson Engineering**, (Bengt Jansson)
General contractor: **Kindred Construction Ltd.**
Steel + Timber fabricator: **Spearhead Inc.**



RESIDENTIAL

Bespoke HV666, European Oak

Grade: Classical, Finish: Oil
20mm × 240mm (¾" × 9 ½")





Bespoke HV666, European Oak
Grade: Classical, Finish: Oil
20mm × 240mm (3/4" × 9 1/2")





ROBERT BAILEY



NARAMATA CABIN

LAKE OKANAGAN, CANADA

On the Lake Okanagan waterfront, Robert Bailey built a comfortable, family summer home that draws on the traditional cabin style. His form follows function approach resulted in a design of great rugged beauty.

Maximizing the livable area

“My clients owned the original property on the same plot for over eight years”, says Bailey. “It was a warm, traditional two-bedroom cottage that they loved to share with friends. My brief was to recreate that cabin atmosphere in a larger, new home that maximized the livable area. The design is very casual, with both spaces that open up into the yard and more confined spaces where one can be away from everyone.”

Sandy feet

Bailey designed the house ‘from the inside out’ as he puts it; starting from the activities in and around the house: *“A cabin is a less precious environment, so I used pre-distressed Hakwood flooring on the floor and ceiling. It creates that cabin look and it’s rugged; in a summer home, you don’t want to worry about walking in with sandy feet.”*

Uncomplicated palette

Bailey: *“I like to work with an uncomplicated, small material palette, using the same colours inside and outside. The greys and the warmer notes are tied to the colours of the area, which makes the whole design very site-specific. That indoor/outdoor feel is what a summer home is all about.”*

NARAMATA CABIN

174



Project: **Naramata Cabin**, Lake Okanagan, Canada
Designed by: **Robert Bailey**
Design firm: **Robert Bailey Interiors**



RESIDENTIAL

Provence, European Oak
Grade: Classical, Finish: Oil
20mm × 180mm (3/4" × 7")





Provence, European Oak
 Grade: Classical, Finish: Oil
 20mm × 180mm (3/4" × 7")





Provence, European Oak
Grade: Classical, Finish: Oil
20mm × 180mm (3/4" × 7")

WYNAND WILSENACH



PRIVATE RESIDENCE

CAPE TOWN, SOUTH AFRICA

In the most in-demand Cape Town residential area, Wynand Wilsenach created a family bungalow ready to withstand both the seaside climate and a family party or two. Carefully selecting materials that would age beautifully, Wilsenach managed a design that's as practical as it is beautiful.

Seamless transition

"The bungalow is located at a stunning seaside location, with great views over the ocean", say Wilsenach. "The outside area has timber decking which the elements turn into a nice soft grey. Glazed panels that slide away completely, connect the outside to the inside. The almost seamless transition from the decking to the wood flooring creates a beautiful sense of space in what's essentially a restricted building envelope."

Show stopper

Wilsenach: *"I like to play a little with the basic feel of the chosen materials. The flooring has a very natural, un-machined feel to it, thanks to the cross-cut grain. In the walk-in wine cellar we alternated the planks with clean aluminium strips, creating a sophisticated, yacht deck-like appearance. This proved to be a real show stopper."*

Beautiful detailing

Wilsenach is especially pleased with the detailing that went into the design. *"Take the installer who clad the staircase: The details in the carpentry are absolutely wonderful. It says something about his craftsmanship, but also about the quality of the material. We have used the same flooring over and over again since, always to great effect."*

PRIVATE RESIDENCE

182



Project: **Private residence**, Cape Town, South Africa
Designed by: **Wynand Wilsenach**
Photos by: **Micky Hoyle**




RESIDENTIAL

Chiaro, Sierra Collection
Grade: Rustic, Finish: Oil
20mm × 240mm (3/4" × 9 1/2")







Chiaro, Sierra Collection
Grade: Rustic, Finish: Oil
20mm × 240mm (3/4" × 9 1/2")

NORBERT BERGMANN



STEIN RESIDENCE KITZBÜHEL, AUSTRIA

For this Kitzbühel, Austria home, Norbert Bergmann combined typically alpine design elements with European top brands. The result: a new and exciting combination of tried and tested features.

A new blend

“The views of the Kaisergebirge, the ground plan with the living area on the second floor and the generous use of wood are all unmistakably Austrian”, says Bergmann. “But we got the furniture from Paris, London and Milan. It’s a thrill to make the different iconic designs work with the regional style, to make them blend into something new.”

Uncluttered look

Kitzbühel is located in Tirol, which has a rich woodworking history. *“The exposed structural beams in the house are very traditional”, says Bergmann. “I wanted to choose only one other type of wood to complement it, to keep the overall look uncluttered. I used to be a carpenter myself, so when I held the Hakwood product I saw the quality and realised the potential.”*

Local craftsmanship

Bergmann used Hakwood as flooring – including in the bathroom – but he also used it as wall and chimney cladding. Bergmann: *“We even had some of the furniture cladded with Hakwood. I did the drawings myself and had the woodwork done by a local carpenter. The combination of first class products and local craftsmanship – that’s our signature.”*

STEIN RESIDENCE

188



Project: **Stein Residence**, Kitzbühel, Austria
Designed by: **Norbert Bergmann**
Design firm: **Plan 360°, Wohnatelier**



RESIDENTIAL

Montguyon, Sagonne, Old World Collection & Chiaro, Sierra Collection

Grade: Classical, Finish: Oil

20mm × 240mm ($\frac{3}{4}$ " × 9 $\frac{1}{2}$ ") & 15mm x 240mm ($\frac{5}{8}$ " × 9 $\frac{1}{2}$ ")







Montguyon, Sagonne, Old World Collection & Chiaro, Sierra Collection

Grade: Classical, Finish: Oil

20mm x 240mm (3/4" x 9 1/2") & 15mm x 240mm (5/8" x 9 1/2")

WINDEMERE SHOWHOME



192

Project: **Marco Antonio Homes Ltd., Windemere Showhome**, Edmonton AB, Canada
Designed by: **Cheryl Gillespe & Sam Shakura**
Design firm: **Rock House of Design**



RESIDENTIAL

Mineral, Colour Collection
Grade: Rustic, Finish: Oil
20mm × 180mm (3/4" × 7")



Mineral, Colour Collection
Grade: Rustic, Finish: Oil
20mm × 180mm (3/4" × 7")



ROYAL MONCEAU

196

Project: **Royal Monceau**, Paris, France
Designed by: **Philippe Starck**





HOSPITALITY

Bespoke HW317, European Oak

Grade: Mix Premier 1-bis & Premier 1-bis R&Q, Finish: Lacquer
20mm × 180mm (3/4" × 7")







Bespoke HW317, European Oak
Grade: Mix Premier 1-bis & Premier 1-bis R&Q, Finish: Lacquer
20mm × 180mm ($\frac{3}{4}$ " × 7")

ROBERT DUNOYER



200

CHALET MEGEVE, FRANCE

Architect Robert Dunoyer designed a mountain chalet with the single most awe-inspiring landscape in Europe as a backdrop: the French Alps, a stone's throw away from the majestic Mont Blanc. The finished building is a classic all-wooden chalet typical for the area, but with a decidedly modern twist.

Wood inside and out

“Authenticity was our number one priority for this project”, says Dunoyer. “Wooden chalets have been built in these parts for centuries. The home is firmly rooted in that tradition: it’s completely constructed of wood, inside and out. We gave it a modern twist by combining old and new wood in a very contemporary architectural design.”

Defining an atmosphere

Dunoyer: *“We mainly used sawn oak, a warm wood species that is able to define the mood of a design. The beauty of the Hakwood product is that their colour scheme allows you to play with that mood. In this case we created two entirely separate ambiances in different parts of the home, using essentially the same product.”*

Green performance

A wooden home in such a stunning natural environment begs to be designed sustainably – one of Dunoyer's strengths. *“We gave much thought to the green performance of the home, both in the construction and the chosen materials. And of course we used insulated glazing, lots of insulated glazing, for the owners to enjoy the breathtaking views of the Mont Blanc.”*

CHALET

202



Project: **Chalet**, Megève, France
Designed by: **Robert Dunoyer**
Photos by: **Studio Bergoend**





RESIDENTIAL

Rubens, Chiaro, Sierra Collection

Grade: Rustic, Finish: Oil

20mm × 240mm (3/4" × 9 1/2")





Rubens, Chiaro, Sierra Collection

Grade: Rustic, Finish: Oil

20mm × 240mm (3/4" × 9 1/2")



MAISON DES BOIS

206



Project: **Maison des Bois**, Marc Veyrat, Manigod, France



Chiaro, Sierra Collection
Grade: Classical
20mm × 240mm (¾" × 9 ½")

HOSPITALITY



ROBERT CIPOLLONE



SPECIALTY'S SAN FRANCISCO, USA

Rather than presenting themselves as a strictly uniform franchise, Specialty's Café & Bakery offers a local, around-the-corner-bakery experience in every single one of their stores. This hugely successful approach helped them grow swiftly to over forty stores across three U.S. states. Masterminding the concept is Gensler's Robert Cipollone, Specialty's primary designer.

Thinking towards the future

"Specialty's is very conscious about the customer experience", says Cipollone. "They want their customers to have a cup of coffee and a cookie, then stay and linger. How? By being tech-savvy and creating a residential environment. You can go into Specialty's, sit down in a lounge chair by the fireplace and place your order on your iPad. It's really great how they think towards the future."

Local experience

Cipollone is aware he has to get the local experience just right. *"Before I start designing a new store, I spend a day exploring the neighbourhood. The last Chicago store I did needed some 1950's minimal modernism. This San Francisco store is in a turn of the century building, so the interior has a much more classic look – from the furniture to the light fixtures and the artwork on the walls."*

Technically excellent

Cipollone chose Hakwood wood flooring for one of the first Specialty's flagship stores, then moved on to other flooring types. Cipollone: *"It remained challenging though to find a technically excellent product that reached the desired warmth. Then I re-visited the flagship store for inspiration, and the Hakwood flooring was just as stunning as on day one. Picking Hakwood again for the New Montgomery Street store simply made sense."*

SPECIALTY'S



210



Project: **Specialty's Café & Bakery**, San Francisco, USA
Designed by: **Roberet Cipollone**, **cipollone creative**
Design firm: **Gensler**



Laren, Dutch Scrape Collection
15mm × 180mm (5/8" × 7")

RETAIL







Laren, Dutch Scrape Collection

15mm × 180mm (5/8" × 7")

MANDARIN ORIENTAL HOTEL



214

Project: **Mandarin Oriental Hotel**, Barcelona, Spain
Designed by: **Patricia Urquiola**
Design firm: **Studio Urquiola**



Bespoke, European Oak
Grade: Premier 1-bis, Finish: Oil
20mm × 240mm (3/4" × 9 1/2")

HOSPITALITY



Bespoke, European Oak
Grade: Premier 1-bis, Finish: Oil
20mm × 240mm (3/4" × 9 1/2")





BALTHASAR

218

Project: **Balthasar Kaffee Bar**, Vienna, Austria
Designed by: **Eugenie Arlt**
Design firm: **LÖSUNGSRÄUME**
Photos by: **Tony Gigov Photography**



Genuine, Colour Collection
Grade: Rustic, Finish: Oil
15mm × 180mm × 1080mm (3/4" × 7" × 42 1/2")

HOSPITALITY



ROTUNDA

220

Project: **Rotunda Restaurant & Bar**, London, UK





Bespoke, Triple fumed European Oak
Grade: Premier 1-bis, Finish: Site finish
20mm × 142 | 180 (3/4" × 5 9/16" | 7")

HOSPITALITY



Bespoke, Triple fumed European Oak
Grade: Premier 1-bis, Finish: Site finish
20mm × 142 | 180 (¾" × 5 9/16" | 7")





DRURY LANE

224

Project: **Theatre Royal, Drury Lane**, London, UK



COMMERCIAL

Busoni, Era Collection

Grade: Premier 1-bis, Finish: Oil

20mm × 142 | 180 | 240mm (3/4" × 5 9/16" | 7" | 9 1/2")





Busoni, Era Collection

Grade: Premier 1-bis, Finish: Oil

20mm × 142 | 180 | 240mm (3/4" × 5 9/16" | 7" | 9 1/2")



HIGH-RISE CONDOMINIUM

228



Project: **High-rise Condominium**, Chicago, USA



RESIDENTIAL

Honest, Authentic Collection
Grade: Premier 1-bis, Finish: Oil
20mm × 180mm (¾" × 7")



Honest, Authentic Collection
Grade: Premier 1-bis, Finish: Oil
20mm × 180mm (3/4" × 7")





PRIVATE RESIDENCE

232



Project: **Private Residence**, Stellenbosch, South Africa
Designed by: **Wynand Wilsenach Architects**
Photos by: **Micky Hoyle**



Solum, Era Collection
Grade: Classical, Finish: Oil

RESIDENTIAL







Solum, Era Collection
Grade: Classical, Finish: Oil

MARCEL WANDERS

236

ANDAZ HOTEL AMSTERDAM, NETHERLANDS

Interior designer Marcel Wanders wanted the Andaz Hotel in Amsterdam to reflect the relaxed nature of the city and its people. He transformed the former public library into a uniquely local experience.

Book-themed

Fittingly, the new interior has a very strong book theme throughout. The imagery of historic books about and from Amsterdam inspired the wallpaper and other graphic décor. Together with the golden age references and the Delft blue design features, this establishes a unique Dutch and Amsterdam vibe.

A logical whole

A major theme within the overall design is the idea of ‘connected polarities’: two non-related elements combined to form a new, logical whole. A nod to the open mindedness and creativity that are key features of Dutch society.

Showcasing hospitality

With its multiple references to knowledge and adventure, heritage and modernity, Andaz Amsterdam is a showcase of local hospitality. It extends an invitation to international visitors, as well as to locals proud of their city and culture.

ANDAZ HOTEL

238

Project: **Andaz Amsterdam Hotel**, Amsterdam, Netherlands
Designed by: **Marcel Wanders**



HOSPITALITY

Genuine, Authentic Collection

Grade: Rustic, Finish: Oil
15mm × 180mm (5/8" × 7")



Genuine, Authentic Collection
Grade: Rustic, Finish: Oil
15mm × 180mm (5/8" × 7")





ROBERT ZEMNICKIS

TEAM VELOCITY OFFICE DULLES, USA

When interior designer Robert Zemnickis was asked to consult on the new office space of automotive marketing agency Team Velocity, his signature approach soon had him leading the project. Drawn to contrasts, Robert's design style played perfectly into the partially finished warehouse space for a creative team of 250. Steering away from the typical, clean and modern office vibe, he chose for islands of eclectic furniture groupings and residential lighting to create an intimate feeling in the industrial environment.

Making parts a whole

"Team Velocity had a lot of opinions about what they wanted, and sent me pictures of restaurants and places they liked. I like the challenge of a client that knows what they want." However, until Zemnickis stepped in, there wasn't a cohesive overall vision. "Slowly and progressively I got more and more involved. I pulled it together and gave it a voice – something that made sense, so that it wasn't just this random series of choices."

A study in contrasts

Zemnickis was inspired by how the metal ceilings and exposed cement columns contrasted with the modern office furniture that had been purchased: *"I think it creates a beautiful dynamic tension."* Rather than going for an obvious genre, Zemnickis chose to bring in thematic elements through more subtle material selection. *"That's one of the reasons why we used Hakwood's flooring: the vintage sort of hand-finish fit in and contributed really well to the aesthetic. I tend to design more like that, with materials and finishes that imply a style rather than create a literal motif."*

TEAM VELOCITY OFFICE


244

Project: **Team Velocity office**, Dulles, Virginia, USA
Designed by: **Robert Zemnicks**



COMMERCIAL

Rubens, Sierra Collection
Grade: Classical, Finish: Oil
15mm × 180mm (5/8" × 7")





Rubens, Sierra Collection
Grade: Classical, Finish: Oil
15mm × 180mm (5/8" × 7")



PRIVATE RESIDENCE

248



Project: **Private Residence**, Palm Beach, USA
Photos by: **Captured to Sell**



RESIDENTIAL

Flourish, Colour Collection

Grade: Nature, Finish: Oil
15mm × 180mm (5/8" × 7")





Flourish, Colour Collection
Grade: Nature, Finish: Oil
15mm × 180mm (5/8" × 7")

PORSCHE HQ

252



Project: **Porsche HQ**, Atlanta, Georgia, USA



COMMERCIAL

Genuine, Authentic Collection

Grade: Classical, Finish: Oil

15mm × 180mm (5/8" × 7")





Genuine, Authentic Collection
Grade: Classical, Finish: Oil
15mm × 180mm (5/8" × 7")



RIVERWALK

256

Project: **Riverwalk**, London, UK



Harmony, Colour Collection
Grade: Premier 1-bis (FSC), Finish: Oil
20mm × 180mm (3/4" × 7")







Harmony, Colour Collection
Grade: Premier 1-bis (FSC), Finish: Oil
20mm × 180mm (3/4" × 7")

VIEW FROM THE SHARD

260



Project: **The View from The Shard**, London, UK
Designed by: **Renzo Piano**



COMMERCIAL

Jatoba
Grade: Prime, Finish: Oil
20mm × 180mm (3/4" × 7")







Jatoba
Grade: Prime, Finish: Oil
20mm × 180mm (3/4" × 7")

ALTOR EQUITY PARTNERS

264

Project: **Altor Equity Partners AS**, Oslo, Norway
Designed by: **Christian's & Hennie AS**




COMMERCIAL

Harmony, Colour Collection

Grade: Rustic, Finish: Oil
20mm × 180mm (¾" × 7")







Harmony, Colour Collection
Grade: Rustic, Finish: Oil
20mm × 180mm (3/4" × 7")

CONNAUGHT PLACE

268



Project: **Connaught Place**, London, UK
Design firm: **1508** (interior design)
Design firm: **Formation Architects** (architecture)
Developer: **Redrow London**
General Contractor: **John Sisk & Son Ltd**

Harmony, Colour Collection

Grade: Premier 1-bis, Finish: Oil

20mm × 142mm × 710mm (3/4" × 5 9/16" × 27 15/16")







Harmony, Colour Collection
Grade: Premier 1-bis, Finish: Oil
20mm × 142mm × 710mm ($\frac{3}{4}$ " × 5 $\frac{9}{16}$ " × 27 $\frac{15}{16}$ ")

E&O OFFICE

272

Project: **E&O office**, Singapore
Photos by: **C I&A Photography**



COMMERCIAL

Delft, Dutch Scrape Collection,
Grade: Classical, Finish: Oil
15mm × 142mm × 710mm (5/8" × 5 9/16" × 27 15/16")







Delft, Dutch Scrape Collection,
Grade: Classical, Finish: Oil
15mm × 142mm × 710mm ($\frac{5}{8}$ " × 5 $\frac{9}{16}$ " × 27 $\frac{15}{16}$ ")

OLIVIA AKER BRYGGE

276



Project: **Olivia Aker Brygge**, Oslo, Norway
Designed by: **Metropolis Arkitektur AS**

Rubens, Sierra Collection

Grade: Rustic, Finish: Oil

20mm × 180mm (¾" × 7")



DONESSLE DRIVE

278



Project: **Donessle Drive**, Ontario, Canada
Designed by: **Richard Mann**
General contractor: **Bachly Construction**



RESIDENTIAL

Intimate, Colour Collection

Grade: Rustic, Finish: Oil
20mm × 180mm (¾" × 7")







Intimate, Colour Collection
Grade: Rustic, Finish: Oil
20mm × 180mm (3/4" × 7")

BOB MANDERS



PRIVATE RESIDENCE

EMMELOORD, NETHERLANDS

In the vast agricultural area of the Dutch Flevopolder, architect Bob Manders created a private residence that pushes the limits of what's possible in construction. For the interior design, Manders chose a smart combination of industrial lines and natural features.

Clean lines

Manders wanted the exterior of this home to have the cleanest lines possible: *"I worked with concrete and six by three meter glass facades – the maximum size. All the frames are hidden in the construction, so what you see is a very pure combination of the two surfaces. The razor straight lines in concrete and glass contrast sharply with the roughness of the plowed earth in the surrounding fields."*

Sheltered outside spaces

For a smooth transition between outside and inside, Manders created patios on three sides of the building. *"Each patio offers a sheltered outside space that frames a different view of the surroundings. Together with the large glass surfaces they really take the outdoors indoor."*

Original materials

The interior design contrasts the sharp industrial lines of the structure with more naturally inspired features. *"I love my materials to give away their origins", says Manders. "So I chose different widths of wood flooring that proudly display their saw marks, shaking up the rigid line pattern. That way, the strict architecture becomes a framework for a dynamic, lively design."*

PRIVATE RESIDENCE

284



Project: **Private Residence**, Emmeloord, Netherlands
Designed by: **Bob Manders**
Design firm: **Bob Manders Architecture**



RESIDENTIAL

Shadow, Colour Collection
Grade: Rustic, Finish: Oil
20mm × 142 | 180 | 240mm (3/4" × 5 9/16" | 7" | 9 1/2")







Shadow, Colour Collection

Grade: Rustic, Finish: Oil

20mm × 142 | 180 | 240mm (3/4" × 5 9/16" | 7" | 9 1/2")

The Hakwood team would like to sincerely thank all those who contributed to the second edition of our Great Flooring Stories. Each and every project helped to create this diverse and beautiful collection of interior spaces from around the world.

Your innovation and creativity is our inspiration!

Special thanks to...

Marc Dorleijn, Marc Dorleijn Fotografie
Joost Kuijpers, Joost Kuijpers Ontwerper
Printing & lithography by NPN Printing Company

Hakwood
Leemansstraat 2
4251 LD Werkendam
Netherlands

www.hakwood.com

Hakwood